

POL/CRM 202 Intro to Law and Judicial Process

News Reports – Two students will pair up to present a news report to the class (see weeks marked NR on syllabus). The news story must cover the assigned period, and concern a court or judge or case. Before your news report day, you will upload your NR to the Brightspace Discussion zone. The written NR has two parts: a one-page summary of the story in your own words, followed by the story itself (copy and paste). You will use **Westlaw** as the source. You will give a short oral report (5 mins max.) to the class. One student will summarize the story, one student will answer questions.

Be prepared for Q&A. Required source: **Washington Post**.

Detailed instructions and a schedule of deadlines will be posted in the discussion area of Brightspace. (Extra credit, up to 10 points on this assignment, for commenting on at least two other news reports in the Brightspace Discussion area.)

Steps for creating the News Report

#1 MyRedDragon >>> LIBRARY >>>

Library **Databases**>>> Choose “W” >>> Find **WESTLAW** in the list

#2 On the WESTLAW webpage choose the **News** link in the right hand column

#3 Next pick the **District of Columbia**

#4 then pick **Washington Post**

#5 then pick **Advanced Search** (top right corner)

#6 then enter your search term in the first box -- choose any one of these, and use quote marks:

“court ruled” <> *“judge decided”* <> *“judges”* <> *“trial”*

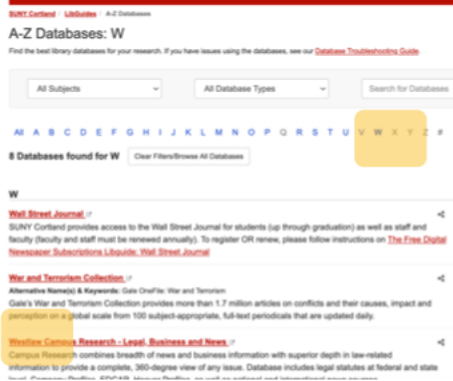
#7 then scroll down to enter your date **range** in the date box

#8 Click the orange **Search** icon... on the right hand side

#9 In the list that comes up choose a story that you understand and find interesting; copy and paste that story into a word document. Prepare a one-page written summary of the story. At the end of your summary, add the actual story from the Washington Post.

Images for these steps follow here:

STEP #1



STEP #2



STEP 3



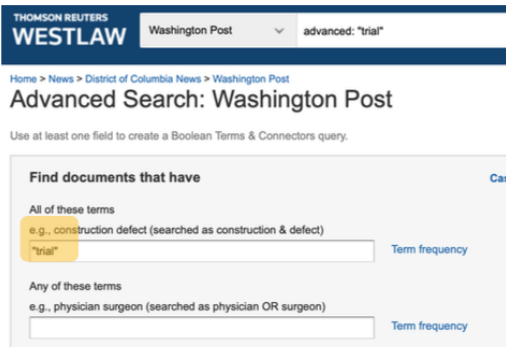
STEP 4



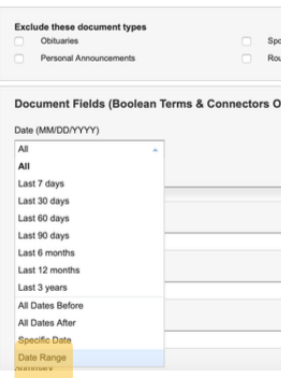
STEP 5



STEP 6



STEP 7



STEP 8

