

Gaussian Optics Tool

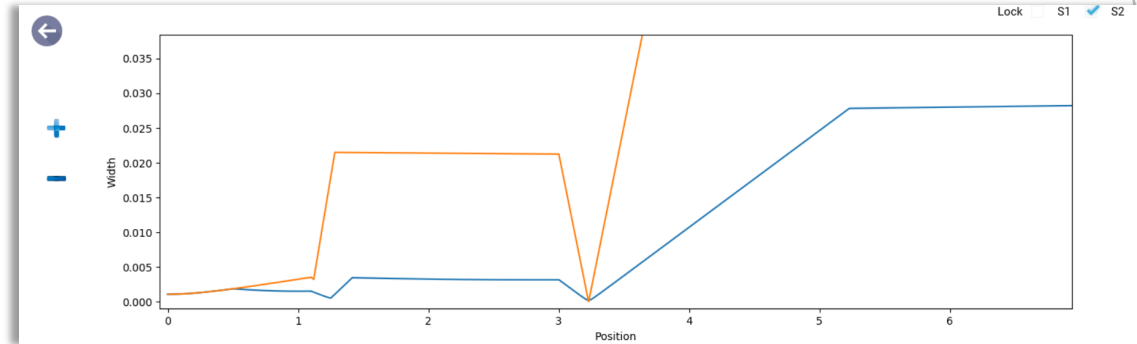
Nathaniel Rose
Dr. Eric Edlund

Outline

- ▶ Design goals for this tool
- ▶ Methods used to develop this tool
- ▶ Demonstration
 - ▶ Thin Lens
 - ▶ Thick Lens
 - ▶ Offset Thick Lens
- ▶ Future of the project

Goals

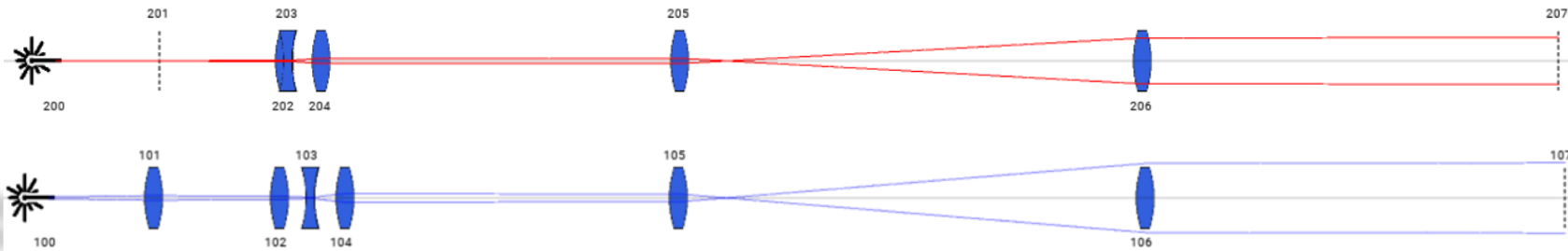
- ▶ Quick calculations
- ▶ Intuitive data visualization
- ▶ Multiple sources
- ▶ Sensitivity studies
- ▶ Thin and thick lens
- ▶ Off axis propagation



Source 1		Source 2							
Source 1	Wavelength	R0	W0	AO	Theta 0				
Id	Type	Displacement	Focal Length	n_1	n_2	Ref	Edit		
100	source	0.0	1000000.0	0	0	0			
101	thin lens converge	0.5	0.5	0	0	0			
102	thin lens converge	1.1	0.2	0	0	0			
103	thin lens diverge	0.15	-0.0254	0	0	2			
104	thin lens converge	0.315	0.1905	0	0	2			
105	thin lens converge	3.0	0.2286	0	0	0			
106	thin lens converge	2.2261	2.032	0	0	5			
107	measure	2.0	1000000.0	0	0	6			
Id	Surface Type	Displacement	Focal Length	n_1	n_2	Ref	Edit		

Limitations

- ▶ 1-D Systems
- ▶ Spherical Optics
 - ▶ No distortions
- ▶ Small angle approximations



Development - Python and Kivy

▶ Kivy

- ▶ Separate design language
- ▶ Cross platform and mobile compatibility

```
1 <mainAnchorLayout>:  
2     id: _main_Layout  
3     canvas:  
4         Color  
5             rgba: 1,1,1,1  
6         Rectangle:  
7             pos:0,0  
8             size: self.size  
9  
10    pos:0,0  
11    AnchorLayout:  
12        anchor_y:'top'  
13        size: root.width, 30  
14        MenuTab:  
15            id: _M_Tab  
16            size_hint: None, None  
17            width: root.width  
18            height: 30  
19  
20    AnchorLayout:  
21        anchor_y:'bottom'  
22        RelativeLayout:  
23            size_hint: None, None  
24            height: root.height-30  
25            width: root.width  
26            AnchorLayout:  
27                anchor_x: 'left'  
28                anchor_y: 'top'  
29                InfoTab:  
30                    id: _info_tab  
31                    size_hint: None, None  
32                    width: 0  
33                    height: (root.height-30-_status_tab.height)
```

Calculations

- ▶ Complex beam parameter (1)(2)

$$(1) \quad \frac{1}{q} = \frac{1}{R} - \frac{i\lambda_0}{\pi n w^2}$$

$$(2) \quad \begin{pmatrix} q_2 \\ 1 \end{pmatrix} = k \begin{pmatrix} A & B \\ C & D \end{pmatrix} \begin{pmatrix} q_1 \\ 1 \end{pmatrix}$$

- ▶ Free space propagation matrix (3)

$$(3) \quad \begin{pmatrix} 1 & d \\ 0 & 1 \end{pmatrix}$$

- ▶ Thin lens matrix (4)

$$(4) \quad \begin{pmatrix} 1 & 0 \\ -\frac{1}{f} & 1 \end{pmatrix}$$

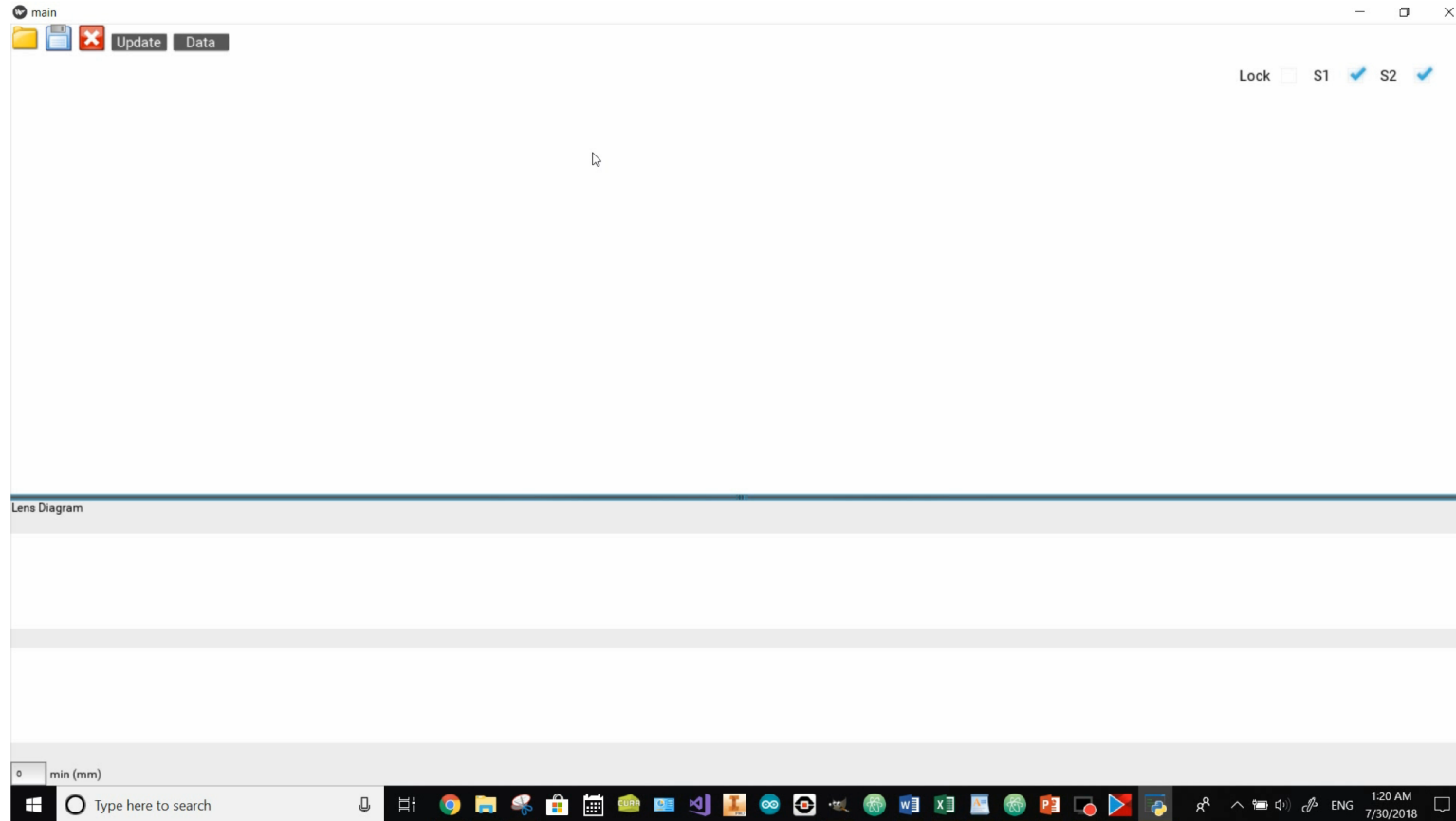
- ▶ Thick lens matrix (5)

$$(5) \quad \begin{pmatrix} 1 & 0 \\ \frac{n_2 - n_1}{R_2 n_1} & \frac{n_2}{n_1} \end{pmatrix} \begin{pmatrix} 1 & t \\ 0 & 1 \end{pmatrix} \begin{pmatrix} 1 & 0 \\ \frac{n_1 - n_2}{R_1 n_2} & \frac{n_1}{n_2} \end{pmatrix}$$

- ▶ Optical axis offset (6)

$$(6) \quad \begin{pmatrix} \rho \\ \theta \end{pmatrix} = \begin{pmatrix} A & B \\ C & D \end{pmatrix} \begin{pmatrix} \rho_0 \\ \theta_0 \end{pmatrix}$$

General Function - Demo



Relative Referencing

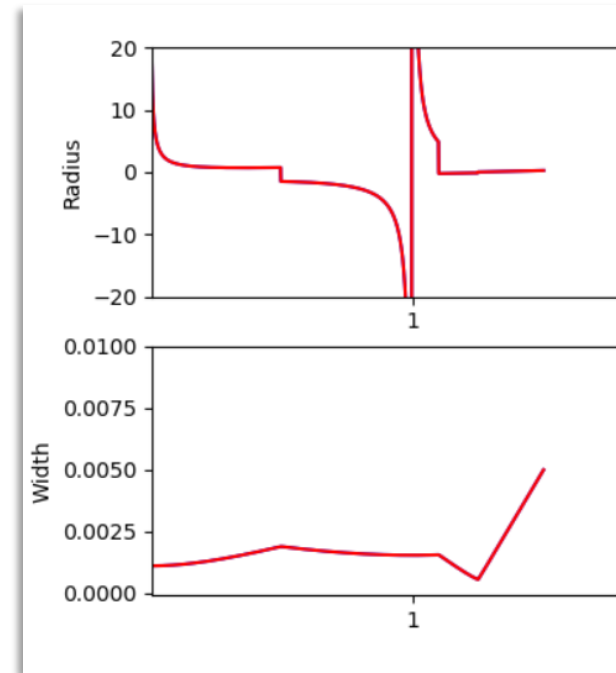
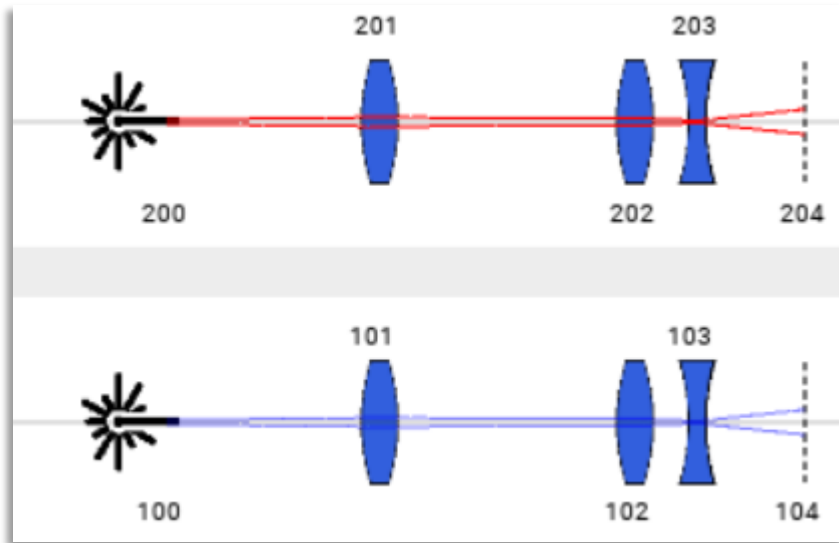
Id	Type	Displacement	Focal Length	n_1	n_2	Ref	Edit
100	Source	0.0	1000.0	1	1	0	
101	Thin Lens	0.5	0.5	1	1	0	...
102	Thin Lens	0.6	0.2	1	1	1	...
103	Thin Lens	0.15	-0.0254	1	1	2	...
104	Measure	0.38	10000.0	1	1	3	...

Id Surface Type Displacement Focal Length n_1 n_2 Ref +

Id	Type	Displacement	Focal Length	n_1	n_2	Ref	Edit
200	Source	0.0	1000.0	1	1	0	
201	Thin Lens	0.5	0.5	1	1	0	...
202	Thin Lens	1.1	0.2	1	1	0	...
203	Thin Lens	1.12	-0.0254	1	1	0	...
204	Measure	1.5	1000.0	1	1	0	...

Id Surface Type Displacement Focal Length n_1 n_2 Ref +

Relative Referencing - Result



Sensitivity

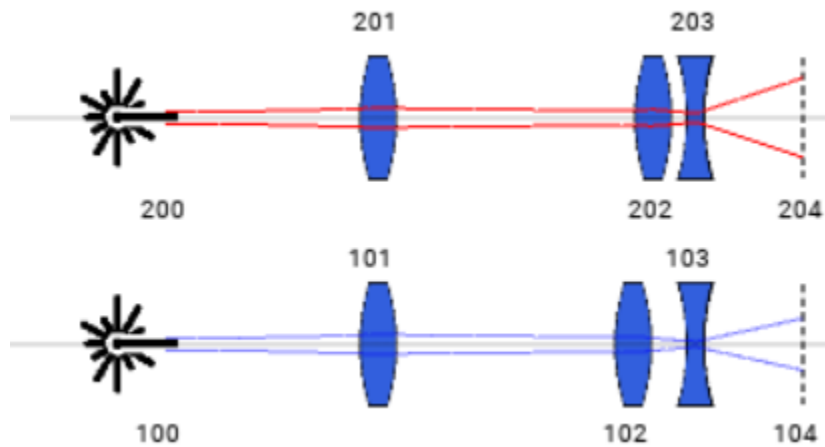
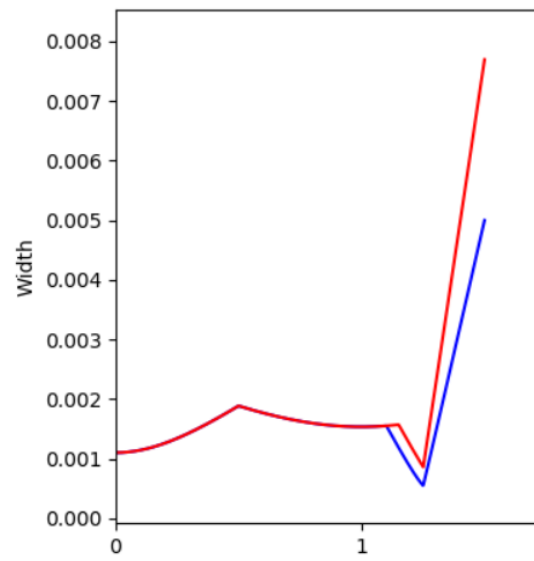
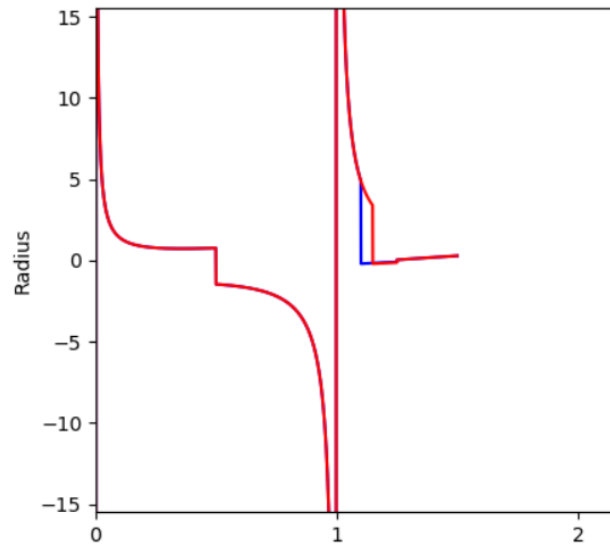
Id	Type	Displacement	Focal Length	n_1	n_2	Ref	Edit
200	Source	0.0	1000.0	1	1	0	
201	Thin Lens	0.5	0.5	1	1	0	...
202	Thin Lens	1.1	0.2	1	1	0	...
203	Thin Lens	1.12	-0.0254	1	1	0	...
204	Measure	1.5	1000.0	1	1	0	...

Id Surface Type Displacement Focal Length n_1 n_2 Ref +

Id	Type	Displacement	Focal Length	n_1	n_2	Ref	Edit
200	Source	0.0	1000.0	1	1	0	
201	Thin Lens	0.5	0.5	1	1	0	...
202	Thin Lens	1.15	0.2	1	1	0	...
203	Thin Lens	1.25	-0.0254	1	1	0	...
204	Measure	1.5	1000.0	1	1	0	...

Id Surface Type Displacement Focal Length n_1 n_2 Ref +

Sensitivity - Results



Thin Lens vs Thick Lens

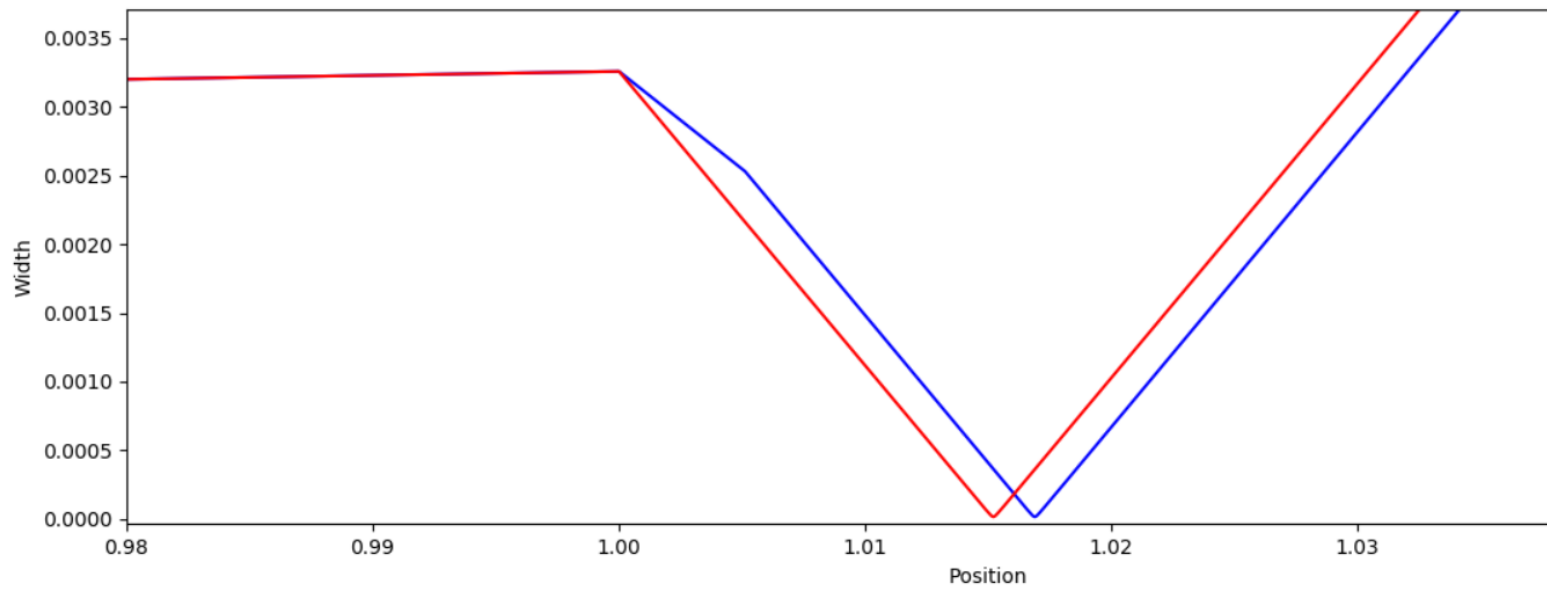
Id	Type	Displacement	Focal Length	n_1	n_2	Ref	Edit
100	Source	0.0	10000.0	1.0	1.0	0	
101	Thick Lens	1.0	0.0077	1.0	1.15	0	...
102	Thick Lens	0.01	10000.0	1.15	1.0	1	...
103	Measure	2.5	10000.0	1.0	1.0	0	...
104	0	0.0	0.0	0.0	0.0	0	...

Id Surface Type Displacement Focal Length n_1 n_2 Ref +

Id	Type	Displacement	Focal Length	n_1	n_2	Ref	Edit
200	Source	0.0	1000.0	1	1	0	
201	Thin Lens	0.5	0.5	1	1	0	...
202	Measure	1.15	0.2	1	1	0	...
203	Measure	2.5	1000.0	1	1	0	...
204	0	0.0	0.0	0	0	0	...

Id Surface Type Displacement Focal Length n_1 n_2 Ref +

Thin Lens vs Thick Lens - Results



Improvements

- ▶ Improve aesthetic of workspace
 - ▶ 2D lens plot
 - ▶ Realistic lenses
- ▶ Non-linear solutions
- ▶ Error handling